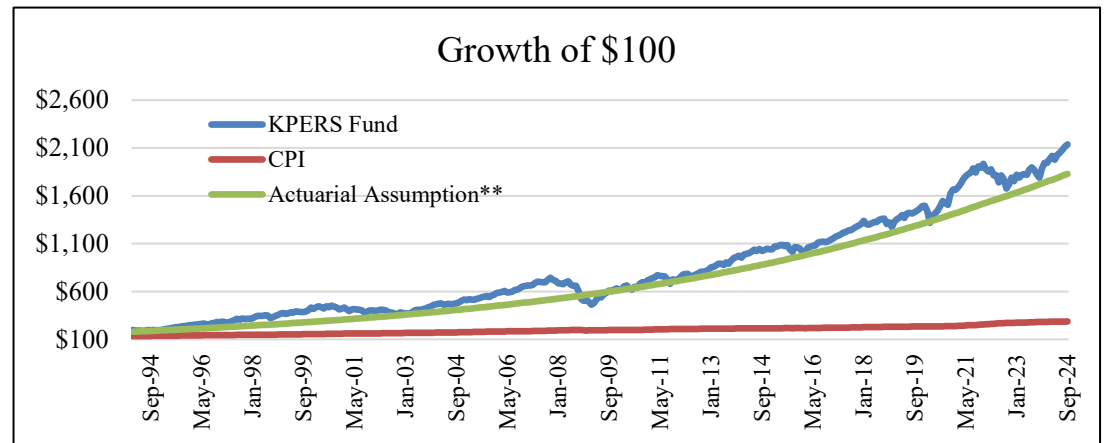
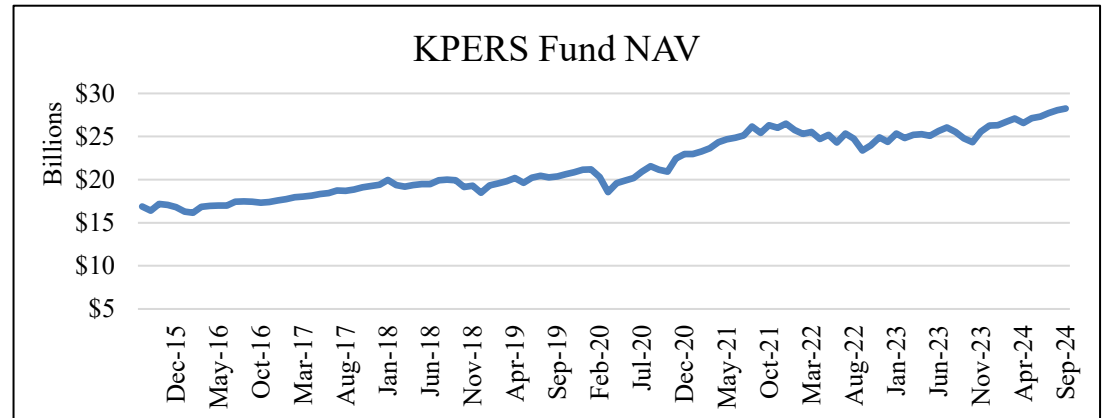
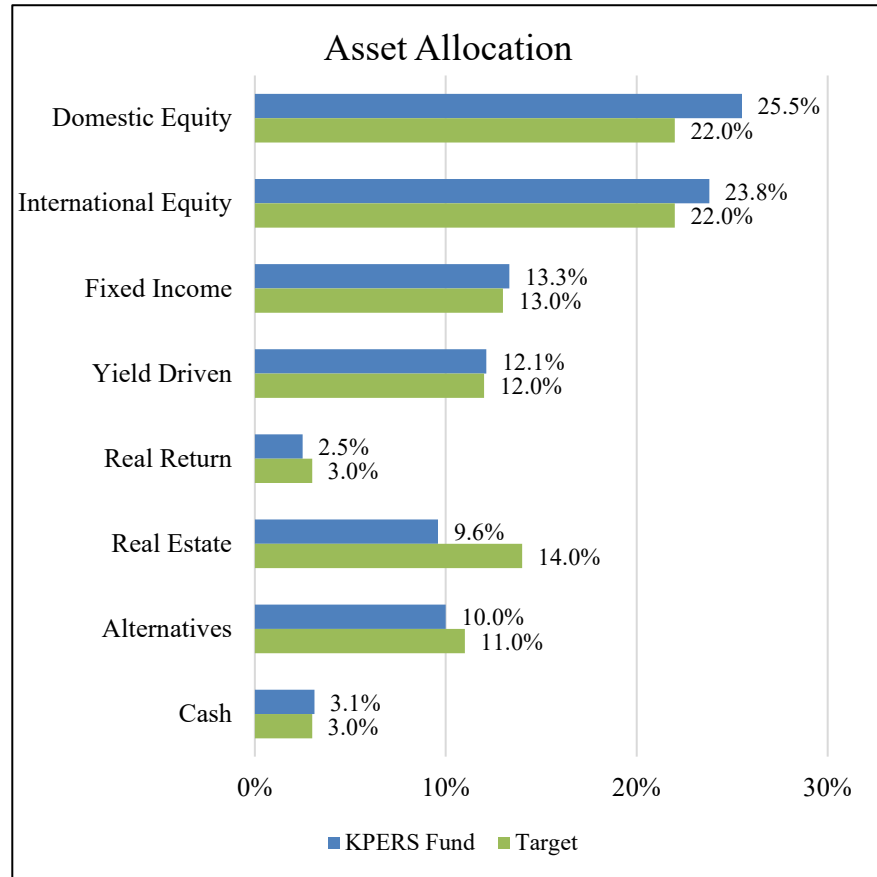




KANSAS PUBLIC EMPLOYEES RETIREMENT SYSTEM INVESTMENT PERFORMANCE REPORT September 30, 2024

September 30, 2024									
Time Weighted Total Return*	Net Asset Value (Millions)	Latest Quarter	Fiscal YTD	Calendar YTD	Latest 1 Year	Latest 3 Years	Latest 5 Years	Latest 10 Years	Latest 25 Years
Total Portfolio	\$28,249.1	4.2%	4.2%	9.8%	17.2%	5.1%	8.4%	7.6%	7.1%
Policy Index		5.4%	5.4%	11.3%	20.3%	5.0%	8.1%	7.3%	6.9%
<i>Excess Return</i>		-1.2%	-1.2%	-1.5%	-3.1%	0.1%	0.3%	0.3%	0.2%



* Returns for time periods less than one year are not annualized.

** Actuarial assumption was 8% from 1986 through 2016; 7.75% from 2017 through 2021; 7.00% currently.